

# RD25F.2.S系列 - 封闭两侧可打开

## Series of RD25F.2.S - Sealing type both side opening



闭合状态：  
Opening type:

- Q** 桥式  
Bridge type
- F** 全封闭式  
Enclosed
- BF** 半封闭式  
Semi-enclosed

注：无字母为普通型  
Note: blank means general type

打开方式：  
Opening way:

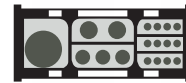
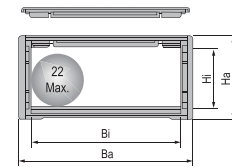
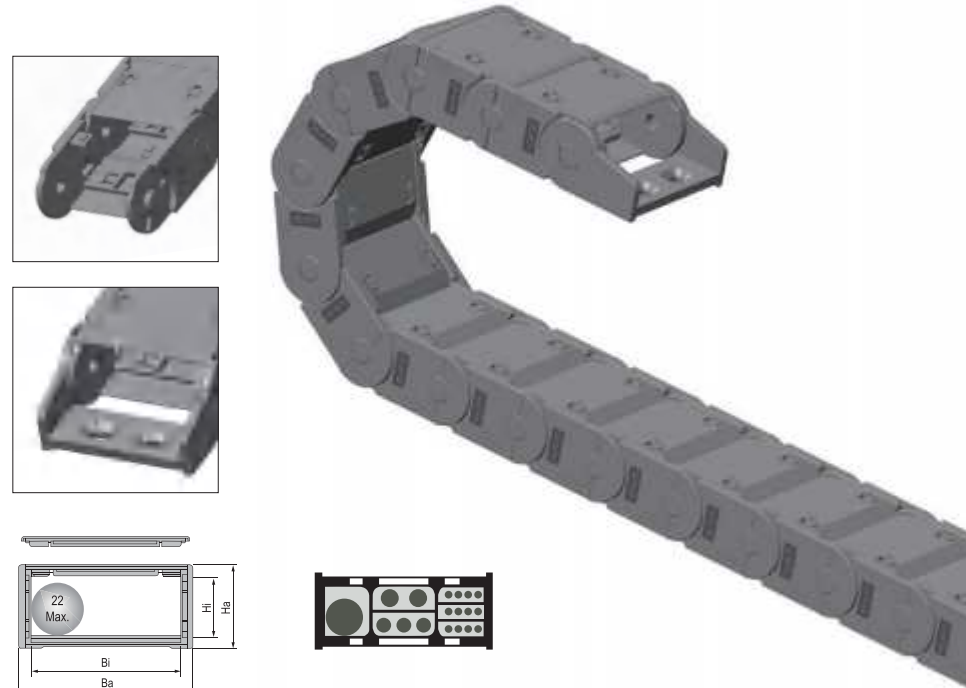
- B** 不可打开  
Non-opening
- S** 双侧打开  
Open of both side
- W** 外侧打开  
Exterior opening
- N** 内侧打开  
Interior opening
- F** 无需打开  
Without opening

款式：  
Style:

- Q.B** 桥式不可打开  
Bridge type non-opening
- Q.N** 桥式内侧开  
Bridge type interior opening
- Q.W** 桥式外侧开  
Bridge type exterior opening
- Q.S** 桥式双侧可打开  
Bridge type both side opening
- BF.B** 半封闭不可开  
Semi-enclosed non-opening
- BF.N** 半封闭内侧开  
Semi-enclosed interior opening
- BF.W** 半封闭外侧开  
Semi-enclosed exterior opening
- BF.S** 半封闭双侧开  
Semi-enclosed both side opening
- F.N** 封闭内侧开  
Enclosed interior opening
- F.W** 封闭外侧开  
Enclosed exterior opening
- F.S** 封闭双侧开  
Enclosed both side opening

接头类型：  
Bracket type:

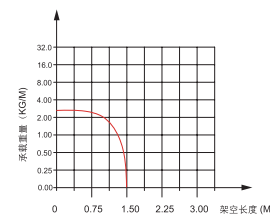
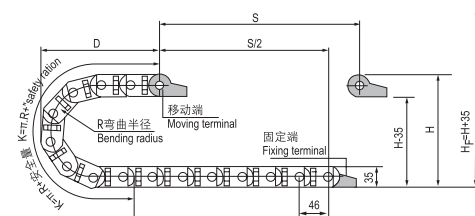
- X** 斜型接头  
Oblique bracket
- F** 方型接头  
Square bracket



- ◎ The cable chain tested service life is up to 20 million times.
- ◎ The ledge of cable chain is able to open to inspect or replace cable.
- ◎ The inclined "X" type connector can be mounted pectinate plate to fix cable.(See accessories table)
- ◎ The cable chain is suitable for a diameter of 22mm or less of cable.

- ◎ 测试使用寿命达 2 千万次
- ◎ 可将拖链内外侧封闭片打开，方便检查或更换线缆
- ◎ "X" 型接头可配梳状板，更好的固定线缆（见选配区）
- ◎ 适用于直径 22 毫米以下线缆

### 主要技术参数 Basic technical data



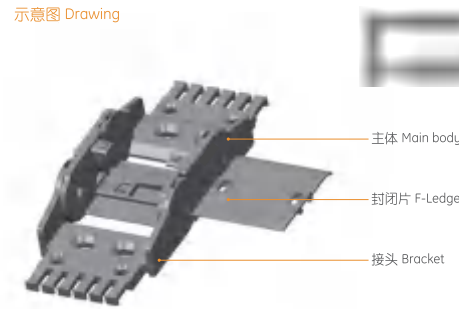
节距=46mm, 每米节数=22, 链长=S/2+K, S=行程距离, K=π.R+ "安全量"  
Pitch=46mm, link per meter=22, length of chain=S/2+K, S=stroke. K=π.R+ "safety ration"

R	40	55	75	100	125	150	175	190	200	250
H	115	145	185	235	285	335	385	415	435	535
D	104	119	139	164	189	214	239	254	264	314
K	230	276	368	368	506	598	644	690	736	920

安装实际高度: H<sub>2</sub>=H+35mm(负载 1.0kg/m)  
Actual mounting height: H<sub>2</sub>=H+35mm(load 1.0kg/m)

### RD25F.2.S 系列 - 封闭两侧可打开 Series of RD25F.2.S-Sealing type both side opening

示意图 Drawing



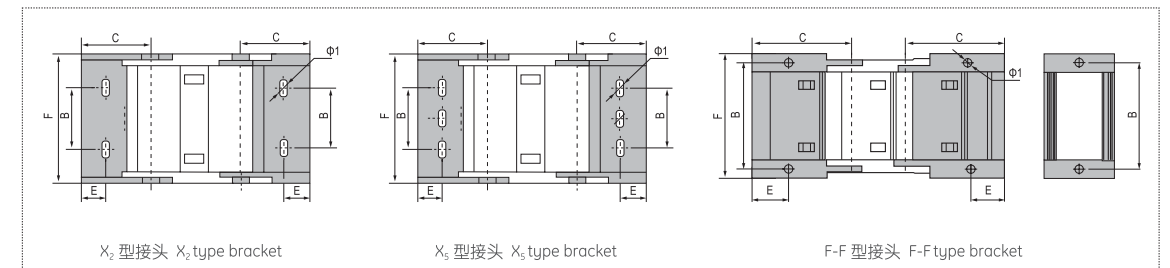
选配区 Accessories table



系列号 Series No.	内高 Hi	内宽 Bi	外高 Ha	外宽 Ba	款式 Styles	弯曲半径 Bending radius R	固定接头类型及参数 Bracket type and parameters							
							可配接头类型 Applicable bracket type	孔径 Bore diameter φ1	孔距 (mm)hole distance					
								A	B	C	D	E	F	
RD25F.2.25S	25	25	35	40	F.S	75,100,125,150,175,190,200,250	X <sub>2</sub>	6.2*9L	14	41	12	40	RD25F.2.25S-XJT	
							F-F	6	50	33	10	60	RD25F.2.25S-FJT	
RD25F.2.38S	25	38	35	53	F.S	75,100,125,150,175,190,200,250	X <sub>2</sub>	6*10L	25	41	12	53	RD25F.2.38S-XJT	
							F-F	6	63	33	10	73	RD25F.2.38S-FJT	
RD25F.2.57S	25	57	35	72	F.S	40,55,75,100,125,150,175,190,200,250	X <sub>2</sub>	6*10L	45	41	12	72	RD25F.2.57S-XJT	
							F-F	6	82	33	10	92	RD25F.2.57S-FJT	
RD25F.2.77S	25	77	35	92	F.S	75,100,125,150,175,190,200,250	X <sub>3</sub>	6*12L	57	41	12	92	RD25F.2.77S-XJT	
							F-F	6	102	33	10	112	RD25F.2.77S-FJT	

注：S 表示两侧可打开  
Note: S indicates that the both side open

### 固定接头类型及参数 Fix bracket type and parameters ( 见表格 See table)



### 订货示例 Order Sample

示例 拖链内高 25mm、内宽 25mm、半径 75mm、长度 1 米 /22 节 (Sample: inner height 25mm, inner width 25mm, radius 75mm, length 1 meter /22 links)

拖链 Chain RD25F.2.25S R75 1000mm /22 Links

接头 Bracket RD25F.2.25S-XJT 副 (Set)

配件 Accessories

注：可根据客户要求定制各种规格。 Note: Various sizes can be customized according to customer requirements.